

# scoop FAMILY



ENGLISH

manga  
street



## TABLE OF CONTENTS

Scoop Family .....	4
Scoop Seat with rubber button .....	5
Scoop Seat with plastic button .....	6-7
Scoop accessories .....	8-9
Inspiration for putting together Scoop and Scoopi .....	10-11
Scoop Planter .....	12-13
Scoop and Scoopi Ocean/Flower.....	14-17
Scoop Light .....	18-23
Scoop and Scoopi Colours .....	24-27
Scoop Planter Facts .....	28-29
Scoop Seat Facts .....	30-31
Scoop Family cleaning and care .....	32
Awards, etc .....	33
Squid Table Small .....	34-35







#### SCOOP FAMILY

The Scoop series paves the way for spending time and social interaction in public spaces. The series consists of the Scoopi Seat that is a new concept for seating furniture, as well as the Scoop Planter and as accessories, two different tables: Scoopi Table and Scoopi Table Top. The soft and round shapes of the Scoop series mean they are very well-suited for parks or playgrounds, government offices or private workplaces.

Above the Scoop Family is placed on a platform, in a train station and Lucas is waiting for the train.




#### SCOoPI SEAT WITH RUBBER BUTTON

The Scoopi Seat has a playful and humorous expression and is ideal for socializing. Above is a long row of Scoopis with rubber buttons close to a bathing establishment by the sea. The Scoopi Button is water permeable and is very durable. From time to time you can use a Scoopi Table Top instead of a Scoopi Button, so you have a place to eat your food or have a drink when sitting on a Scoopi pouf. In a row like this you should also use a Scoopi Table to finish the row. Both tables are also made of rubber. See suggestions for combinations on pages 10-15.









#### SCOOPi SEAT WITH PLASTC BUTTON

The dot marks the spot for the seating. The round button marks where to sit. Scoopi Seat is a small pouf with a large button for sitting. It can be placed in almost any formation but should not be placed alone since it is designed for social get-togethers. Here the Scoopi is shown with the Scoopi Button in plastic, the same material as Scoopi is made from. Therefore, Scoopi Button can be made in the exact same colours as the Scoopi Seat (see pages 24-27 for

colors). Scoopi can be placed in conjunction with one or more Scoopis or with a Scoop flowerpot. The molecular formations of Scoopi and Scoop sets the stage for play and learning and can be varied to new chains and setups like this caterpillar shape shown here. Scoopis can be used anywhere in public spaces like playgrounds, kindergartens, schools, parcs, malls etc.



VIGNETTES OF SCOOPi SEAT IN VARIOUS FORMATIONS  
- see more page 12-15.







## SCOoPI ACCESSORIES

### SCOoPI TABLE TOP

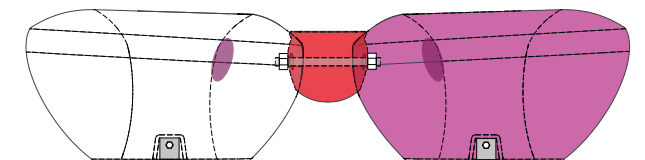
Scoopi Table Top (as seen above in the middle and on the right in green rubber) is a table that is placed on top of Scoopi. It is placed instead of Scoopi Button and can be mounted with the same bracket as the Scoopi Button in rubber. It measures 54 cm in diameter and 2.5 cm in height. It weighs 8.5 kg. It can withstand being sat on. Material: Granulated rubber.



### SCOoPI TABLE

Scoopi Table is used to connect two Scoopis. It is placed in the two cavities in the two Scoopis. Scoopi Table is suitable for a short intimate coffee break. And it is used as an end piece for two or more Scoopis, Scoopi Table is made of granulated rubber and it measures 35 x 18.5 cm. Det vejer ca 10 kg.

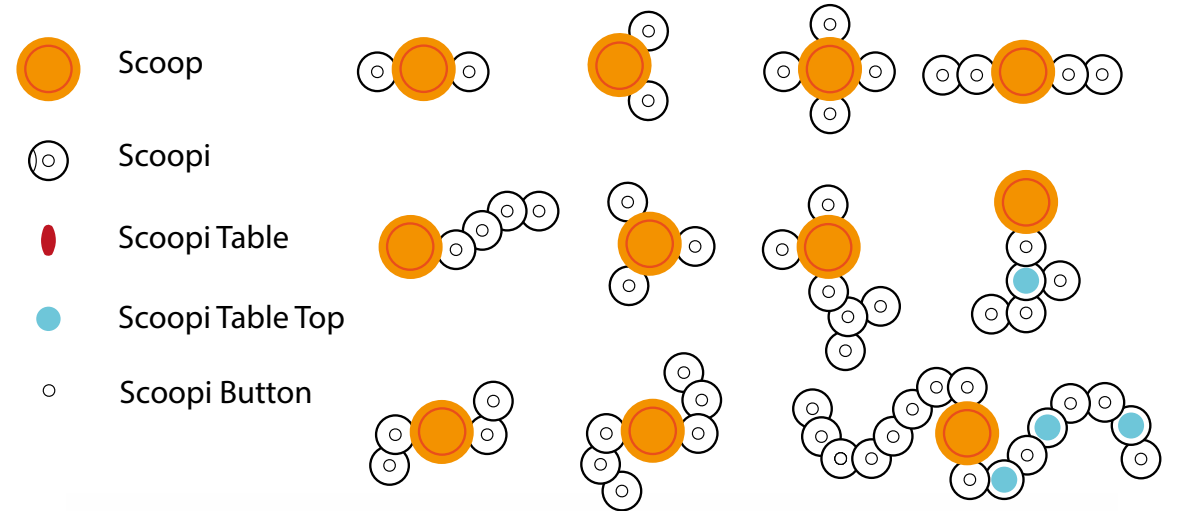
See following pages for small vignettes of inspiration.





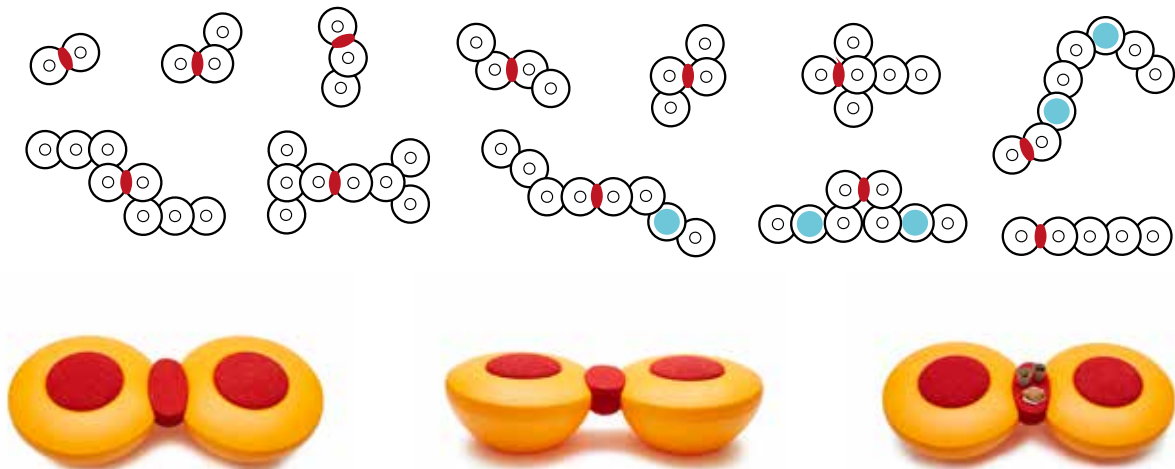
INSPIRATION FOR PUTTING SCOOP AND SCOoPI TOGETHER

Scoopi can be put together with Scoop or/and with another or several other Scoopis. Below are some suggestions for putting Scoop and Scoopi together and perhaps also together with Scoopi Table or/and Scoopi Table Top.

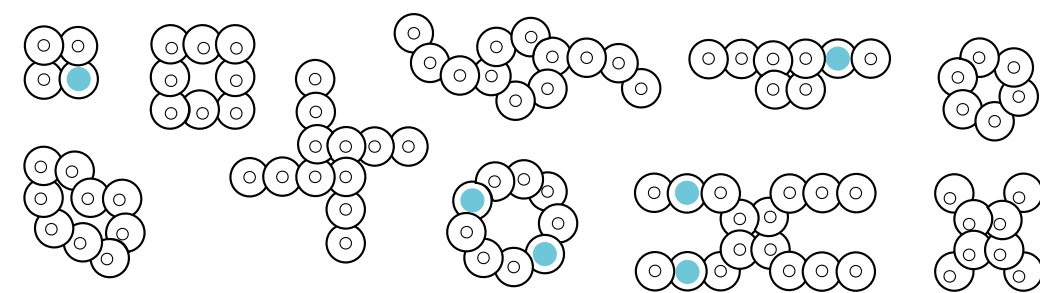


SCOoPI WITH OTHER SCOoPIS AND WITH SCOoPI TABLE AS A CONNECTION

In the illustration below, the Scoopi Table is seen as a link between two or more Scoopis.



SCOoPI WITH OTHER SCOoPIS AND SOME SCOoPI TABLE TOPS




Above in the illustrations are Scoopi Seats connected to one or more Scoopis and some with a Scoopi Table Top (blue circle). In these illustrations only Scoopi Seat is used and not Scoop flowerpot.



#### SCOOP PLANTER

Scoop is a planter with a strong visual shape giving a character to the room both outside and inside. Because of its smooth round shape and the many different colours Scoop fits in almost anywhere in urban space. In the square, at the school or playground, entrances, exhibitions and malls, etc. All depending on colour choice and combination Scoop may create a classic, harmonic or humorous experience to the room. Scoop is well suited for trees and bushes.

Above and right: Scoop in a vivid dialogue with the room and the artistic decoration in the hospital hall, where they are placed.







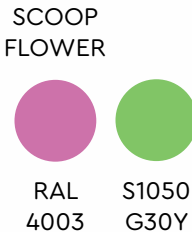
scoop  
OCEAN

in a landfill, or at worst, as float-  
ing ghost nets in our waters.  
We at Manga Street believes  
that we as a producing com-  
pany have an obligation to find  
new solutions so that plastic  
does not end up in our marine  
environments and our Scoop  
and Scoopi Ocean made from  
marine plastic are a  
symbol that it can be done.”  
Thus is half of Scoop Oceans  
15 kgs



made from recycled fishing  
nets. This ocean plastic is UV  
protected just like our other  
plastics and can now also be  
colored as seen below.

On this side, the plastic of the  
fishing net has its basic colour  
dark green. The Scoopi but-  
tons are here made of cork.



Prize Designs for Modern  
Furniture + Lighting

SCOOP & SCOOPi OCEAN - MAKES THE IMPERFECT, PERFECT  
The Scoop & Scoopi Ocean, is made of 50% recycled fishing nets. The Scoop Ocean  
has received the world-famous historic PRIZE DESIGNS Award first given in 1949 by the  
Museum of Modern Art (Moma). The prize is given to spotlight the latest design thinking  
for new, cutting-edge design in the world and “to encourage the best of contemporary  
design by exhibiting the most notable examples in the furniture industry...”  
“It makes so much sense to see how old, obsolete fishing nets transforms into high-quality  
design!” says designer Julie Storm. “Used fishing nets that would otherwise have ended up





#### SAY IT WITH FLOWERS

As Scoop Ocean (light green above), Scoop & Scoopi Flower is made out of 50 % reused plastics, but in this case 50 % of the plastic is made from flower nets used for farming. This material - flower nets - is also relevant to recycle, as it can otherwise end up in nature to the detriment of animals and ecosystems in general. And what is not to like, planting flowers in a flowerpot made of reused flower nets.

Above, Scoop & Scoopi Flower (Lilac) and Scoop & Scoopi Ocean (Light Green) are seen in a residential area in France.



scoop  
FLOWER

SCOOP & SCOOPFI FLOWER MADE FROM REPURPOSED FLOWER NETS.

On this side, the flowerpot and the little pouf Scoopi is made of the reused flower net plastic in lilac. The Scoopi Table Top is in pink epdm rubber. Both the Scoop and Scoopi produced in marine plastic and in flower net plastic can be, if included in a closed loop and after many years of use, be recycled and used again and again for new poufs, flowerpots or other products.





# scoop

PLANTERS

Scoop Light can, while also serving as a planter, brighten up twilight hours, evening and night hours and create an atmosphere, for example, on squares, café environments, terraces or entrances. The planter is well-suited for plant arrangements and smaller trees and shrubs.

Scoop Light has received the prestigious Green Good Design Award.

“The Green Good Design Award identifies and highlights the world’s most important examples of sustainable design and develops an awareness with the public about which companies are doing the best work in sustainable design for the world’s environment.”



SCOOP LIGHT:  
Opposite page: Scoop  
Light in a plastic pale, yellow  
colour with the light off.

This page: Scoop Light in a  
plastic pale, yellow colour  
with the light on and set to  
a yellow light with the re-  
mote control (see the next  
page).



S0530  
G70Y



WITH  
LIGHT







Photos : Geert Wolters

The light in Scoop Light is an LED light that uses a minimum of energy, which works on 230 V. The electric installation and LED light chain can tolerate moisture, frost and heat. The light chain is fitted at the factory. The light is CE approved according to European standards.

The light in the Scoop Light can change to different colours using the remote control that is included. The light can be set to slowly change colour or flash according to needs. See the instructions for working the remote control and controller. The remote control and controller are not waterproof.

Only five of the Scoop colours are transparent and can be used for the Scoop Light version: White, light yellow, yellow, orange and red. The use of the light setting comes in two variations - the light is the same, but the use of colour in the light is different:



VERSION 1: If Scoop is made in light yellow or white, the light in Scoop can change to different colours as shown in the photos on these pages; Yellow, green, orange, red, turquoise, blue and purple. And the light can fade and flash depending on how the controller is programmed with the remote control that is included. (See version 2 on following page)





VERSION 2: If Scoop is made in yellow, orange or red, the light will intensify the colour of the Scoop. For example, a red Scoop will appear redder, if the light is set to bright red. This is done using the remote control. The light in the Scoop can be made from project to project depending on needs.

Scoop Light lends itself to standing both indoors and outdoors. If it is to stand indoors, you must use a different inner core to plant a tree or plant. Please see the instruction manual.

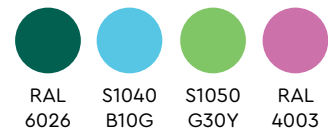



Scoop Light can also be combined with Scoopis as shown above.







#### COLOURS OF SCOOP



#### SCOOP PLANTER/OCEAN/FLOWER

Scoop is produced to order. Colours can be seen to the left.

#### SCOOP LIGHT

The first 4 Scoop colours; light yellow, yellow, orange and red can be used for mounting light in Scoop. It is produced to order. It can also be made in transparent white.




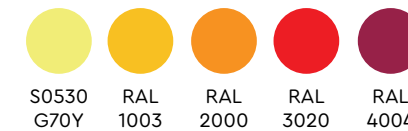
#### SCOOP SEAT & SCOOP BUTTON IN PLASTIC

Scoop & Scoop Button in plastic is available in the same colours as Scoop.


SCOOP TABLE, TABLE TOP & BUTTON IN RUBBER  
They are produced to order. The colours are shown on page 30-31.



#### COLOURS OF SCOOP SEAT IN PLASTIC



#### SAMPLES OF COLOURS FOR SCOOP SEAT & SCOOP SEAT (Picture above: RAL 2000, 7016, S1060, S 0530)



Seat: S0530 G70Y  
Button: RAL 7016

Seat: RAL 1003  
Button: RAL 1003

Seat: RAL 2000  
Button: RAL 1003

Seat: RAL 3020  
Button: RAL 4004

Seat: RAL 4004  
Button: RAL 3020



Seat: Grey Granite  
Button: RAL 7016

Seat: S1060 G40Y  
Button: RAL 1003

Seat: RAL 6011  
Button: S 1060

Seat: S1040 B10G  
Button: S1040 B10G

Seat: RAL 4003  
Button: RAL 4003



Seat: RAL 5012  
Button: RAL 3020

Seat: RAL 5015  
Button: RAL 5012

Seat: RAL 5010  
Button: RAL 2000

Seat: RAL 7016  
Button: RAL 7016

Seat: RAL 6026  
Button: RAL 6026






COLOURS OF RUBBER FOR SCOoPI TABLE, TABLE TOP AND SCOoPI BUTTON - PLEASE ORDER 2-3 OF EACH COLOUR. Above: Scoopi in RAL 4004, 1003, 3020, 2004, 2000 and Scoopi Button in cold red rubber.



COLOURS OF RUBBER FOR SCOoPI TABLE, TABLE TOP & BUTTON - PLEASE ORDER 2-3 OF EACH. Above: Scoopi in RAL 2000 & 5012 and Scoopi Button and Table in cold red rubber.





SCOOP PLANTER FACTS

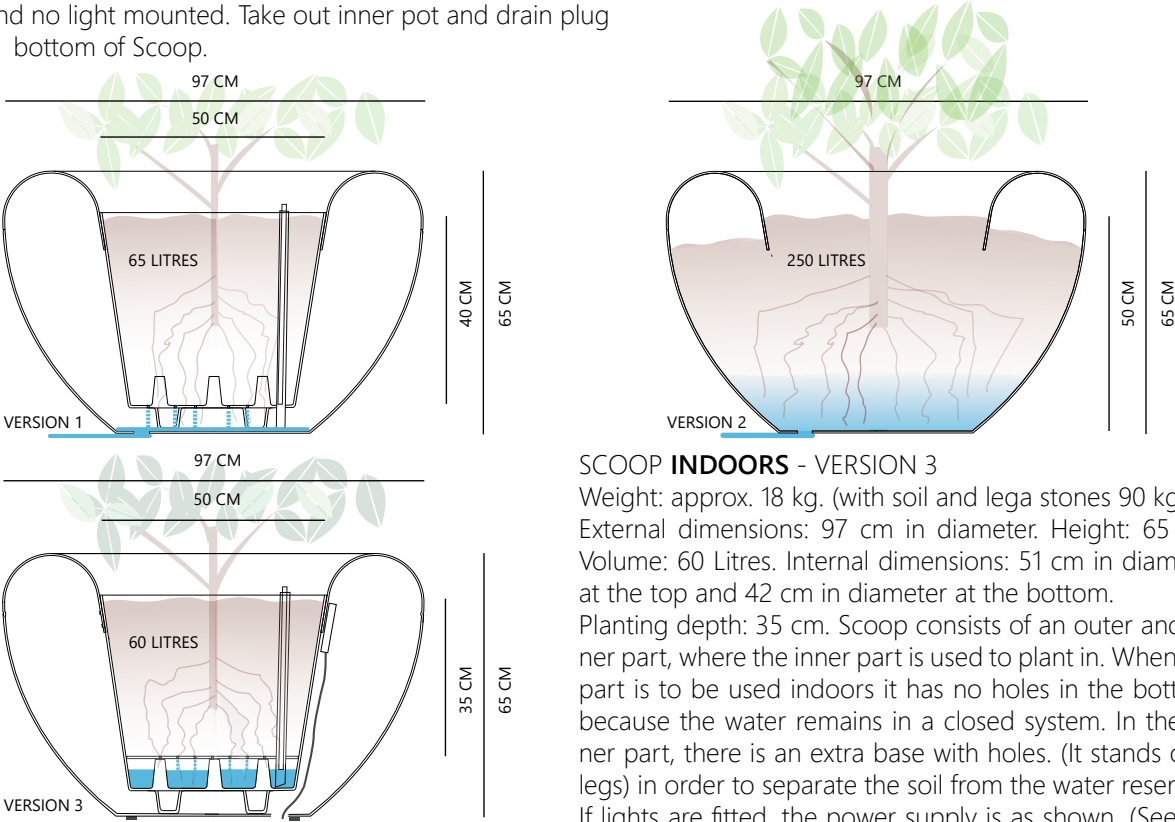
Scoop is made from rotational moulded polyethylene (PE plastic). The plastic is UV-resistant and withstands all kinds of weather (although not so much a tropical climate) from -30 to + 50 Celsius (not over 60). Scoop can be placed both indoors and outdoors. When using indoors a different inner core must be used in Scoop, which does not have holes in the bottom, but that acts as a closed system. This is always made from black recycled plastic. See the instruction manual for use and when ordering, please specify whether it is to stand indoors or outdoors.

SCOOP OUTDOORS - VERSION 1 & 2

**Version 1:** Weight: 18 kg. With soil and lega stones approx. 100 kg.

External dimensions: 97 cm in diameter. Height: 65 cm. Volume 65 litres. Internal diameter: 51 cm in diameter at the top and 42 cm in diameter at the bottom. Planting depth: 40 cm. Scoop consists of an outer and inner part, where the inner part is used to plant in. This part has holes in the bottom if it is to be used outdoors. This is so the water can drain into Scoop and maybe out of the bottom of the Scoop (by unscrewing the drain plug).

**Version 2:** With soil and lega stones approx. 375 kg equivalent to 250 litres of soil and lega stones. Only for outdoor use and no light mounted. Take out inner pot and drain plug in the bottom of Scoop.

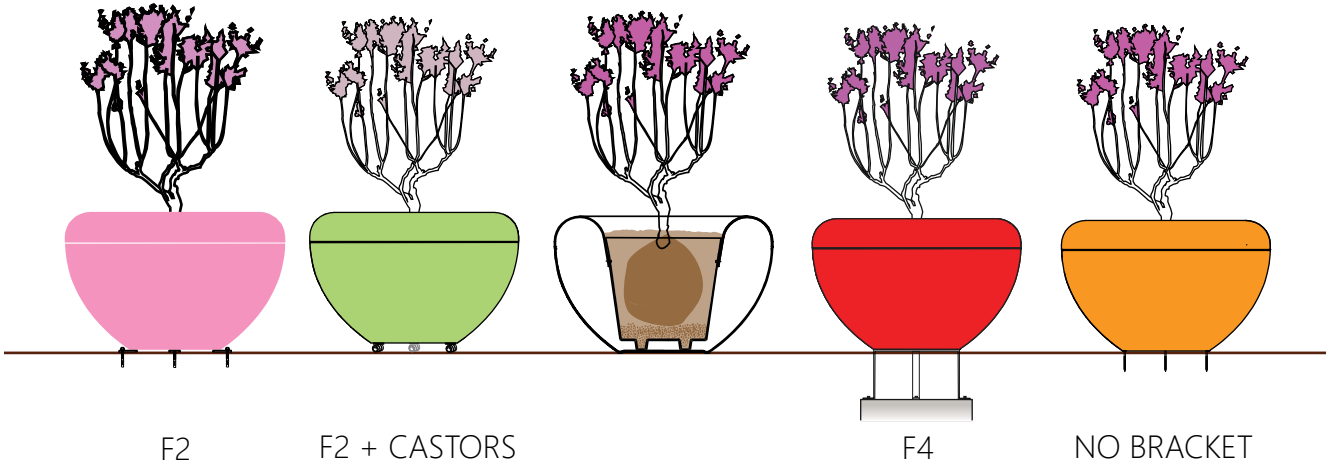


SCOOP INDOORS - VERSION 3

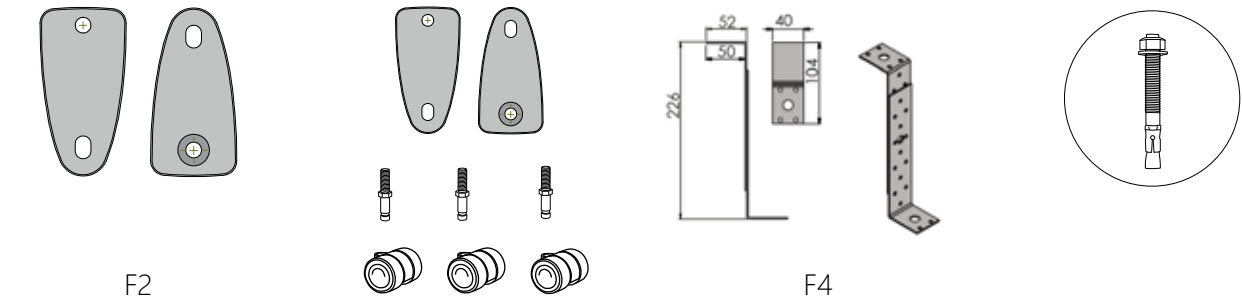
Weight: approx. 18 kg. (with soil and lega stones 90 kg)  
External dimensions: 97 cm in diameter. Height: 65 cm.  
Volume: 60 Litres. Internal dimensions: 51 cm in diameter at the top and 42 cm in diameter at the bottom.  
Planting depth: 35 cm. Scoop consists of an outer and inner part, where the inner part is used to plant in. When this part is to be used indoors it has no holes in the bottom, because the water remains in a closed system. In the inner part, there is an extra base with holes. (It stands on 5 legs) in order to separate the soil from the water reservoir. If lights are fitted, the power supply is as shown. (See the assembly instructions.)

SCOOP FIXED OR MOBILE

Scoop can be mounted with brackets and wheels in three bushings at the bottom, if you want it to be mobile. Or brackets, if you want it attached to the surface. Also see mounting instruction.



BRACKETS FOR SCOOP & SCOOP LIGHT



F2 brackets (3 pcs) is used to fix the Scoop directly to a hard surface. See the mounting instructions.

H1 = F2 brackets (3 pcs) mounted with wheels, when Scoop is to be mobile.

F4 brackets consists of 3 pcs. 22 cm long S-brackets. The bracket is used if Scoop must have additional fastening or be fixed to a slightly softer material. It is also hidden as it is buried.

No brackets - please see mounting instructions.



SCOoPI SEAT FACTS

The outer part of Scoopi Seat is made from rotational moulded polyethylene (plastic). The plastic is UV-resistant and withstands all weather from -30 to +50 Celsius (not above 60). Scoopi Button - the middle part where you primarily sit - is made either of plastic or granulated rubber. As for the last it is water permeable and both versions are very durable.

SCOoPI DIMENSIONS & WEIGHT

The Scoopi Seat weighs approx. 6.5 kg. It measures 73 cm in diameter and is 40 cm in height, when Scoopi Button is mounted.

SCOoPI BUTTON:

Weighs 4.5 kg in rubber and 2 kg in plastic. Both measures approx. 37 cm in diameter.

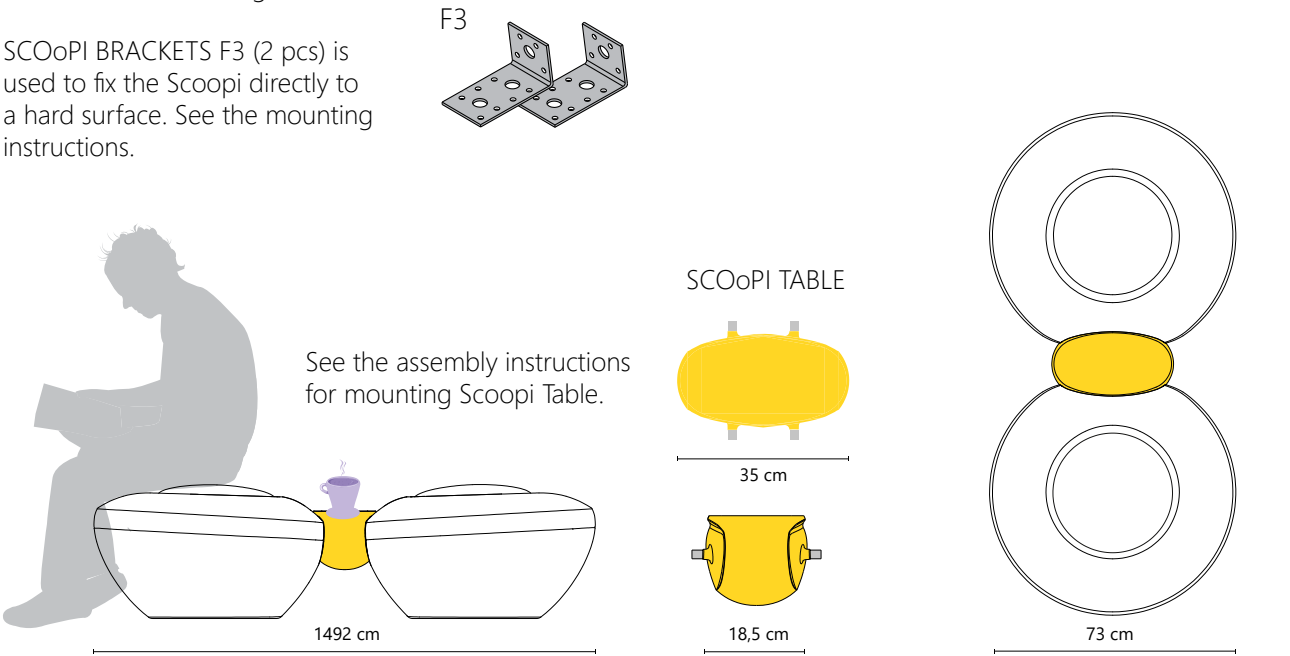
SCOoPI TABLE TOP

Weighs 8,5 kg, Measures 54 cm in diameter.

SCOoPI TABLE

Weighs 10 kg Measures 35 cm in length

SCOoPI BRACKETS F3 (2 pcs) is used to fix the Scoopi directly to a hard surface. See the mounting instructions.



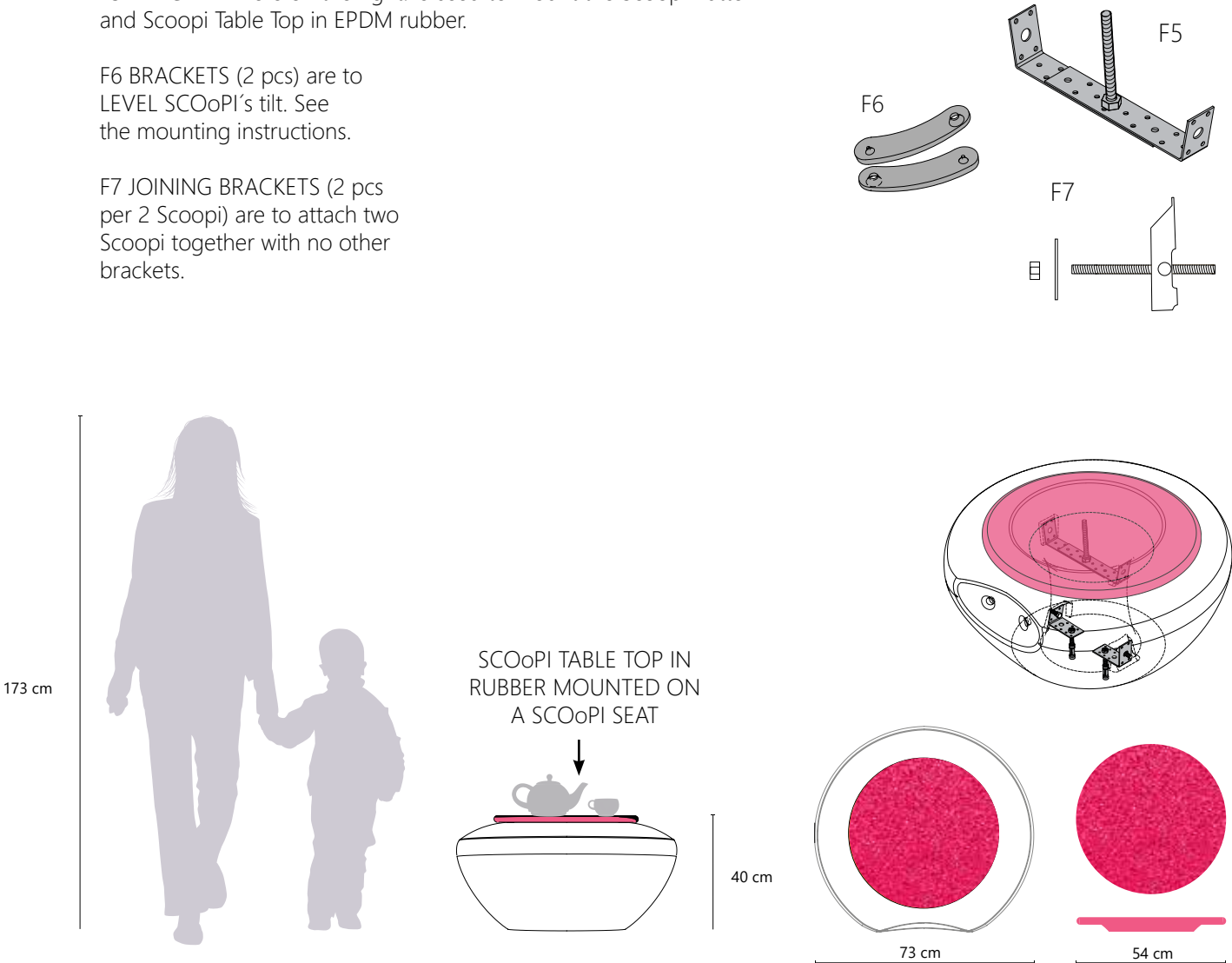
SCOoPI SEAT ASSEMBLY

When buying a Scoopi Seat with a Scoopi Button or Scoopi Table Top in rubber a bracket with rod is included. Whether you need to fasten the Scoopi to the ground or it will just stand without being fastened, the Scoopi Button or Scoopi Table Top MUST be fastened to the bracket and this to the Scoopi. Scoopi Button in plastic can click onto Scoopi by mounting two bolts. See the assembly instructions for mounting.

F5 BRACKET - here on the right. Is used to mount the Scoopi Button and Scoopi Table Top in EPDM rubber.

F6 BRACKETS (2 pcs) are to LEVEL SCOoPI's tilt. See the mounting instructions.

F7 JOINING BRACKETS (2 pcs per 2 Scoopi) are to attach two Scoopi together with no other brackets.



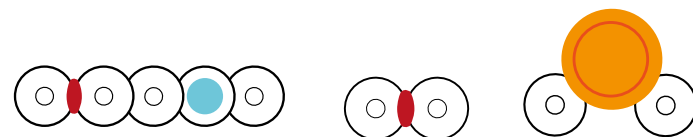




## SCOOP AND SCOoPI CARE

The Scoop Family is a robust series that is well-suited to being used. The actual Scoop and Scoopi are made from rotational moulded polyethylene (plastic) and require very little maintenance. If necessary, clean them with soap and water or/and with "rubber and plastic cleaner" on any blemishes. They can easily be cleaned with a pressure washer. Scoopi Button, as well as Scoopi Table and Scoopi Table Top, which are made from granulated rubber, are water permeable and durable. Rubber products can be cleaned and the colours can be freshened up with a shampoo that is suitable for cleaning rubber. Rubber products can be cleaned with a pressure washer, but carefully and with less pressure so the surface is not damaged or becomes frayed. If lights are fitted in Scoop Light, the light chain, etc., must not be cleaned with water. See the assembly instructions for cleaning.

Above, Scoop Ocean is seen on the beach.



## NOT YOUR ORDINARY DESIGN COMPANY

Manga Street is not your ordinary design company with minimalistic lines and low-key colors. From the first draft on paper, the founders knew the soul of the company was going to be a combination of quirkiness and softness with a big splash of vigorous colors that is easily distinctive.

Manga Street originates from Denmark and is founded by industrial designer Julie Storm Christensen and Kurt Christensen. The creative part of the company's soul is Julie Storm, who graduated from The Danish Design School and has won numerous design awards especially by incorporating sustainable design. Her personal line can be recognized by the double-curved line, which draw parallels to Manga Streets products.

## ABOUT THE PRODUCTION

To ensure that our products have the quality and finish that we wish and to ensure close contact with our suppliers, our products are produced in Denmark. The Scoop Family is made by some of the most skilled craftsmen in Denmark, who have a lot of experience making high quality design products. This also reduces the transport distance in relation to distributors, which benefits the environment.

## ABOUT COLLABORATIONS

Manga Street places great importance on good and close collaboration. We are in favour of mutual respect and good communication and dialogue in relation to customers and business partners. Our distributors are from all around the world and each distributor is as unique as our products can be.

## NOT YOUR ORDINARY CSR ASSOCIATE

Manga Street strives to make as many environmentally conscious choices as possible: We make products that can be used visually, are durable, and in terms of material,

last for many, many years. Most of our products can be recycled after end use. You save the environment by recycling because you do not create additional CO<sub>2</sub> by incinerating the products after use. Manga Street has a partnership with Trees for the future, which carries out projects where they re-plant trees in vulnerable places on the globe. Read more about Manga Street's approach to our choice of materials, production and the environment in our CSR and the assembly instructions. Manga is a member of the associations Ocean Plastic Forum and the Plastics Industry's Network for Recycling Plastics.







Psst, we also sell  
these award winning  
children's tables

GOOD  
DESIGN  
AWARD



#### SQUID TABLE SMALL

Squid is a charming and welcoming table. And with its soft curved lines and the opening in the bench it is an invitation for play and coziness for both children and adults. Squid Small is suitable for children aged 2-10, but there is also room for adults at the table. This only adds to the closeness around the table. Squid is designed to be used in public spaces like kindergartens, nurseries and schools for the younger generation. And with its octopus-like legs, it is stable and forms a safe environment that creates the opportunity for many hours of play, learning and creative zest. For more information contact Manga Street.

Above: Johanne plays with her toys on the Squid table





# manga street



MANGA STREET APS  
Web: [www.mangastreet.eu](http://www.mangastreet.eu)  
Mail: [manga@mangastreet.eu](mailto:manga@mangastreet.eu)

Natskyggevej 30  
3390 Hundested  
Denmark  
P : +45 2679 2521  
VAT No : DK 38350668

Photos : Anna-Lene Riber